

# Frequencies

## Notes

Output Created		06-JUN-2021 15:46:08
Comments		
Input	Data	C: \Users\user\Desktop\Master Thesis\Masterthesis.sav
	Active Dataset	DataSet1
	Filter	<none>
	Weight	<none>
	Split File	<none>
	N of Rows in Working Data File	62
Missing Value Handling	Definition of Missing	User-defined missing values are treated as missing.
	Cases Used	Statistics are based on all cases with valid data.
Syntax		<pre> FREQUENCIES VARIABLES=AA Age Gender Education Organization Other_Business_Activity Size_Company Structure Role Authority Title Stage Factor1a Factor1b Factor1c Factor1d Factor2a Factor2b Factor2c Factor3a Factor3b Factor4a Factor4b Factor5a Factor5b Factor5c Factor5d Factor5e Factor5f Factor5g Factor6a ProjectPerformance1 ProjectPerformance2 ProjectPerformance3 ProjectPerformance4 ProjectPerformance5 ProjectPerformance6 ProjectPerformance7 ProjectPerformance8 ProjectPerformance9 /STATISTICS=STDDEV VARIANCE RANGE MINIMUM MAXIMUM MEAN MEDIAN MODE /PIECHART FREQ /ORDER=ANALYSIS. </pre>

## Notes

Resources	Processor Time	00:00:12,81
	Elapsed Time	00:00:06,62

## Statistics

		ΑΥΞΩΝ ΑΡΙΘΜΟΣ	ΗΛΙΚΙΑ	ΦΥΛΛΟ	ΕΚΠΑΙΔΕΥΣΗ	ΕΠΙΧΕΙΡΗΜΑΤΙ ΚΗ ΔΡΑΣΤΗΡΙΟΤΗ ΤΑ
N	Valid	62	62	62	62	62
	Missing	0	0	0	0	0
Mean		31,5000	2,7903	1,5645	2,8065	4,2258
Median		31,5000	2,5000	2,0000	3,0000	4,0000
Mode		1,00 <sup>a</sup>	2,00	2,00	3,00	4,00
Std. Deviation		18,04162	1,08850	,56164	,59613	2,19850
Variance		325,500	1,185	,315	,355	4,833
Range		61,00	4,00	2,00	3,00	7,00
Minimum		1,00	1,00	1,00	1,00	1,00
Maximum		62,00	5,00	3,00	4,00	8,00

## Statistics

		other business activity	size of the company	organization structure	role	level of authority
N	Valid	62	62	62	62	62
	Missing	0	0	0	0	0
Mean			3,5968	2,2258	1,4032	1,9677
Median			3,0000	2,0000	1,0000	2,0000
Mode			1,00	2,00	1,00	2,00
Std. Deviation			2,12294	1,10764	,68854	,65205
Variance			4,507	1,227	,474	,425
Range			6,00	4,00	2,00	2,00
Minimum			1,00	1,00	1,00	1,00
Maximum			7,00	5,00	3,00	3,00

### Statistics

		professional title	stage of recognition	factor1a	factor1b	factor1c	factor1d
N	Valid	62	62	62	62	62	62
	Missing	0	0	0	0	0	0
Mean		1,4839	2,7742	5,4677	4,9032	5,3387	4,4355
Median		1,0000	3,0000	6,0000	5,0000	6,0000	5,0000
Mode		1,00	3,00	6,00 <sup>a</sup>	5,00	7,00	3,00
Std. Deviation		,50382	,89478	1,47901	1,71502	1,67864	1,75201
Variance		,254	,801	2,187	2,941	2,818	3,070
Range		1,00	3,00	5,00	6,00	6,00	6,00
Minimum		1,00	1,00	2,00	1,00	1,00	1,00
Maximum		2,00	4,00	7,00	7,00	7,00	7,00

### Statistics

		factor2a	factor2b	factor2c	factor3a	factor3b	factor4a	factor4b
N	Valid	62	62	62	61	61	62	62
	Missing	0	0	0	1	1	0	0
Mean		5,6935	5,6129	5,4516	4,8852	5,2131	4,9839	5,1935
Median		6,0000	6,0000	6,0000	5,0000	6,0000	5,0000	6,0000
Mode		6,00	7,00	7,00	6,00	6,00	6,00 <sup>a</sup>	6,00
Std. Deviation		1,16772	1,34719	1,42204	1,67430	1,68439	1,70334	1,59753
Variance		1,364	1,815	2,022	2,803	2,837	2,901	2,552
Range		5,00	6,00	6,00	6,00	6,00	6,00	6,00
Minimum		2,00	1,00	1,00	1,00	1,00	1,00	1,00
Maximum		7,00	7,00	7,00	7,00	7,00	7,00	7,00

### Statistics

		factor5a	factor5b	factor5c	factor5d	factor5e	factor5f	factor5g
N	Valid	62	62	62	62	62	62	62
	Missing	0	0	0	0	0	0	0
Mean		5,1774	5,1774	5,2258	5,6129	5,6452	5,3710	5,4677
Median		5,0000	6,0000	6,0000	6,0000	6,0000	6,0000	6,0000
Mode		5,00	6,00	6,00	6,00	7,00	7,00	6,00
Std. Deviation		1,65484	1,60454	1,74073	1,46382	1,48320	1,61178	1,49005
Variance		2,738	2,575	3,030	2,143	2,200	2,598	2,220
Range		6,00	6,00	6,00	6,00	6,00	6,00	6,00
Minimum		1,00	1,00	1,00	1,00	1,00	1,00	1,00
Maximum		7,00	7,00	7,00	7,00	7,00	7,00	7,00

### Statistics

		factor6a	pm1	pm2	pm3	pm4	pm5	pm6
N	Valid	61	62	62	62	62	62	62
	Missing	1	0	0	0	0	0	0
Mean		5,7869	5,6935	4,6774	5,4194	5,8065	5,1935	2,7419
Median		6,0000	6,0000	5,0000	6,0000	6,0000	6,0000	2,0000
Mode		6,00	6,00	5,00 <sup>a</sup>	6,00	6,00	6,00	1,00
Std. Deviation		1,27951	1,33783	1,69642	1,52088	1,34089	1,73525	1,89854
Variance		1,637	1,790	2,878	2,313	1,798	3,011	3,604
Range		6,00	6,00	6,00	6,00	6,00	6,00	6,00
Minimum		1,00	1,00	1,00	1,00	1,00	1,00	1,00
Maximum		7,00	7,00	7,00	7,00	7,00	7,00	7,00

## Statistics

		pm7	pm8	pm9
N	Valid	62	62	62
	Missing	0	0	0
Mean		5,4677	2,4194	5,7097
Median		6,0000	2,0000	6,0000
Mode		6,00	1,00	6,00
Std. Deviation		1,53343	1,70389	1,25955
Variance		2,351	2,903	1,586
Range		6,00	6,00	6,00
Minimum		1,00	1,00	1,00
Maximum		7,00	7,00	7,00

a. Multiple modes exist. The smallest value is shown

## Frequency Table

### ΑΥΞΩΝ ΑΡΙΘΜΟΣ

		Frequency	Percent	Valid Percent	Cumulative Percent
Valid	1,00	1	1,6	1,6	1,6
	2,00	1	1,6	1,6	3,2
	3,00	1	1,6	1,6	4,8
	4,00	1	1,6	1,6	6,5
	5,00	1	1,6	1,6	8,1
	6,00	1	1,6	1,6	9,7
	7,00	1	1,6	1,6	11,3
	8,00	1	1,6	1,6	12,9
	9,00	1	1,6	1,6	14,5
	10,00	1	1,6	1,6	16,1
	11,00	1	1,6	1,6	17,7
	12,00	1	1,6	1,6	19,4
	13,00	1	1,6	1,6	21,0
	14,00	1	1,6	1,6	22,6
	15,00	1	1,6	1,6	24,2
	16,00	1	1,6	1,6	25,8
	17,00	1	1,6	1,6	27,4
	18,00	1	1,6	1,6	29,0
	19,00	1	1,6	1,6	30,6

### ΑΥΞΩΝ ΑΡΙΘΜΟΣ

	Frequency	Percent	Valid Percent	Cumulative Percent
20,00	1	1,6	1,6	32,3
21,00	1	1,6	1,6	33,9
22,00	1	1,6	1,6	35,5
23,00	1	1,6	1,6	37,1
24,00	1	1,6	1,6	38,7
25,00	1	1,6	1,6	40,3
26,00	1	1,6	1,6	41,9
27,00	1	1,6	1,6	43,5
28,00	1	1,6	1,6	45,2
29,00	1	1,6	1,6	46,8
30,00	1	1,6	1,6	48,4
31,00	1	1,6	1,6	50,0
32,00	1	1,6	1,6	51,6
33,00	1	1,6	1,6	53,2
34,00	1	1,6	1,6	54,8
35,00	1	1,6	1,6	56,5
36,00	1	1,6	1,6	58,1
37,00	1	1,6	1,6	59,7
38,00	1	1,6	1,6	61,3
39,00	1	1,6	1,6	62,9
40,00	1	1,6	1,6	64,5
41,00	1	1,6	1,6	66,1
42,00	1	1,6	1,6	67,7
43,00	1	1,6	1,6	69,4
44,00	1	1,6	1,6	71,0
45,00	1	1,6	1,6	72,6
46,00	1	1,6	1,6	74,2
47,00	1	1,6	1,6	75,8
48,00	1	1,6	1,6	77,4
49,00	1	1,6	1,6	79,0
50,00	1	1,6	1,6	80,6
51,00	1	1,6	1,6	82,3
52,00	1	1,6	1,6	83,9
53,00	1	1,6	1,6	85,5
54,00	1	1,6	1,6	87,1
55,00	1	1,6	1,6	88,7
56,00	1	1,6	1,6	90,3
57,00	1	1,6	1,6	91,9

### ΑΥΞΩΝ ΑΡΙΘΜΟΣ

	Frequency	Percent	Valid Percent	Cumulative Percent
58,00	1	1,6	1,6	93,5
59,00	1	1,6	1,6	95,2
60,00	1	1,6	1,6	96,8
61,00	1	1,6	1,6	98,4
62,00	1	1,6	1,6	100,0
Total	62	100,0	100,0	

### ΗΛΙΚΙΑ

	Frequency	Percent	Valid Percent	Cumulative Percent
Valid 19-24	3	4,8	4,8	4,8
25-29	28	45,2	45,2	50,0
30-39	17	27,4	27,4	77,4
40-49	7	11,3	11,3	88,7
50+	7	11,3	11,3	100,0
Total	62	100,0	100,0	

### ΦΥΛΟ

	Frequency	Percent	Valid Percent	Cumulative Percent
Valid Male	29	46,8	46,8	46,8
Female	31	50,0	50,0	96,8
prefer not to say	2	3,2	3,2	100,0
Total	62	100,0	100,0	

### ΕΚΠΑΙΔΕΥΣΗ

	Frequency	Percent	Valid Percent	Cumulative Percent
Valid Technical training	2	3,2	3,2	3,2
Bachelor's degree	12	19,4	19,4	22,6
Master's degree	44	71,0	71,0	93,5
Doctorate degree	4	6,5	6,5	100,0
Total	62	100,0	100,0	

## ΕΠΙΧΕΙΡΗΜΑΤΙΚΗ ΔΡΑΣΤΗΡΙΟΤΗΤΑ

		Frequency	Percent	Valid Percent	Cumulative Percent
Valid	Computer Manufacturer (software,hardware)	5	8,1	8,1	8,1
	Engineering/ Construction/ Architecture	11	17,7	17,7	25,8
	Education	9	14,5	14,5	40,3
	Business Services/ Consulting	16	25,8	25,8	66,1
	Marketing/ Advertising	3	4,8	4,8	71,0
	Research and Development	7	11,3	11,3	82,3
	Food/Beverage industry	1	1,6	1,6	83,9
	other	10	16,1	16,1	100,0
	Total	62	100,0	100,0	

### other business activity

		Frequency	Percent	Valid Percent	Cumulative Percent
Valid		52	83,9	83,9	83,9
	data collection	1	1,6	1,6	85,5
	Ditigal Agency	1	1,6	1,6	87,1
	Finance	1	1,6	1,6	88,7
	Government	1	1,6	1,6	90,3
	International relations	1	1,6	1,6	91,9
	NGO	1	1,6	1,6	93,5
	Power Utilities	1	1,6	1,6	95,2
	Publishing	1	1,6	1,6	96,8
	Telecommunications	2	3,2	3,2	100,0
	Total	62	100,0	100,0	



### size of the company

		Frequency	Percent	Valid Percent	Cumulative Percent
Valid	1-15	15	24,2	24,2	24,2
	16-50	7	11,3	11,3	35,5
	51-200	11	17,7	17,7	53,2
	201-1,000	7	11,3	11,3	64,5
	1,001-5,000	9	14,5	14,5	79,0
	5,001-10,000	3	4,8	4,8	83,9
	>10,000	10	16,1	16,1	100,0
	Total	62	100,0	100,0	

### organization structure

		Frequency	Percent	Valid Percent	Cumulative Percent
Valid	Functional	17	27,4	27,4	27,4
	Project based	26	41,9	41,9	69,4
	Weak matrix	10	16,1	16,1	85,5
	Balanced matrix	6	9,7	9,7	95,2
	Strong matrix	3	4,8	4,8	100,0
	Total	62	100,0	100,0	

### role

		Frequency	Percent	Valid Percent	Cumulative Percent
Valid	Project Manager	44	71,0	71,0	71,0
	Team Member	11	17,7	17,7	88,7
	Other roles in Project Management	7	11,3	11,3	100,0
	Total	62	100,0	100,0	

### level of authority

		Frequency	Percent	Valid Percent	Cumulative Percent
Valid	Limited authority	14	22,6	22,6	22,6
	Authority within established project plan	36	58,1	58,1	80,6
	Full authority	12	19,4	19,4	100,0
	Total	62	100,0	100,0	

**professional title**

		Frequency	Percent	Valid Percent	Cumulative Percent
Valid	Yes	32	51,6	51,6	51,6
	No	30	48,4	48,4	100,0
	Total	62	100,0	100,0	

**stage of recognition**

		Frequency	Percent	Valid Percent	Cumulative Percent
Valid	Initiation	6	9,7	9,7	9,7
	Planning	15	24,2	24,2	33,9
	Executing	28	45,2	45,2	79,0
	Monitoring & Controlling	13	21,0	21,0	100,0
	Total	62	100,0	100,0	

**factor1a**

		Frequency	Percent	Valid Percent	Cumulative Percent
Valid	Disagree	4	6,5	6,5	6,5
	Somewhat Disagree	4	6,5	6,5	12,9
	Neutral	5	8,1	8,1	21,0
	Somewhat Agree	13	21,0	21,0	41,9
	Agree	18	29,0	29,0	71,0
	Strongly Agree	18	29,0	29,0	100,0
	Total	62	100,0	100,0	

**factor1b**

		Frequency	Percent	Valid Percent	Cumulative Percent
Valid	Strongly Disagree	3	4,8	4,8	4,8
	Disagree	5	8,1	8,1	12,9
	Somewhat Disagree	4	6,5	6,5	19,4
	Neutral	8	12,9	12,9	32,3
	Somewhat Agree	18	29,0	29,0	61,3
	Agree	11	17,7	17,7	79,0
	Strongly Agree	13	21,0	21,0	100,0
	Total	62	100,0	100,0	

**factor1c**

		Frequency	Percent	Valid Percent	Cumulative Percent
Valid	Strongly Disagree	3	4,8	4,8	4,8
	Disagree	2	3,2	3,2	8,1
	Somewhat Disagree	2	3,2	3,2	11,3
	Neutral	12	19,4	19,4	30,6
	Somewhat Agree	7	11,3	11,3	41,9
	Agree	17	27,4	27,4	69,4
	Strongly Agree	19	30,6	30,6	100,0
	Total	62	100,0	100,0	

**factor1d**

		Frequency	Percent	Valid Percent	Cumulative Percent
Valid	Strongly Disagree	3	4,8	4,8	4,8
	Disagree	5	8,1	8,1	12,9
	Somewhat Disagree	15	24,2	24,2	37,1
	Neutral	7	11,3	11,3	48,4
	Somewhat Agree	12	19,4	19,4	67,7
	Agree	11	17,7	17,7	85,5
	Strongly Agree	9	14,5	14,5	100,0
	Total	62	100,0	100,0	

**factor2a**

		Frequency	Percent	Valid Percent	Cumulative Percent
Valid	Disagree	1	1,6	1,6	1,6
	Somewhat Disagree	3	4,8	4,8	6,5
	Neutral	3	4,8	4,8	11,3
	Somewhat Agree	17	27,4	27,4	38,7
	Agree	21	33,9	33,9	72,6
	Strongly Agree	17	27,4	27,4	100,0
	Total	62	100,0	100,0	

**factor2b**

		Frequency	Percent	Valid Percent	Cumulative Percent
Valid	Strongly Disagree	1	1,6	1,6	1,6
	Somewhat Disagree	4	6,5	6,5	8,1
	Neutral	6	9,7	9,7	17,7
	Somewhat Agree	15	24,2	24,2	41,9
	Agree	16	25,8	25,8	67,7
	Strongly Agree	20	32,3	32,3	100,0
	Total	62	100,0	100,0	

**factor2c**

		Frequency	Percent	Valid Percent	Cumulative Percent
Valid	Strongly Disagree	1	1,6	1,6	1,6
	Disagree	2	3,2	3,2	4,8
	Somewhat Disagree	2	3,2	3,2	8,1
	Neutral	8	12,9	12,9	21,0
	Somewhat Agree	17	27,4	27,4	48,4
	Agree	14	22,6	22,6	71,0
	Strongly Agree	18	29,0	29,0	100,0
	Total	62	100,0	100,0	

**factor3a**

		Frequency	Percent	Valid Percent	Cumulative Percent
Valid	Strongly Disagree	1	1,6	1,6	1,6
	Disagree	6	9,7	9,8	11,5
	Somewhat Disagree	8	12,9	13,1	24,6
	Neutral	8	12,9	13,1	37,7
	Somewhat Agree	9	14,5	14,8	52,5
	Agree	19	30,6	31,1	83,6
	Strongly Agree	10	16,1	16,4	100,0
	Total	61	98,4	100,0	
Missing	System	1	1,6		
Total		62	100,0		

**factor3b**

		Frequency	Percent	Valid Percent	Cumulative Percent
Valid	Strongly Disagree	3	4,8	4,9	4,9
	Disagree	3	4,8	4,9	9,8
	Somewhat Disagree	4	6,5	6,6	16,4
	Neutral	5	8,1	8,2	24,6
	Somewhat Agree	14	22,6	23,0	47,5
	Agree	17	27,4	27,9	75,4
	Strongly Agree	15	24,2	24,6	100,0
	Total	61	98,4	100,0	
Missing	System	1	1,6		
Total		62	100,0		

**factor4a**

		Frequency	Percent	Valid Percent	Cumulative Percent
Valid	Strongly Disagree	2	3,2	3,2	3,2
	Disagree	4	6,5	6,5	9,7
	Somewhat Disagree	8	12,9	12,9	22,6
	Neutral	7	11,3	11,3	33,9
	Somewhat Agree	13	21,0	21,0	54,8
	Agree	14	22,6	22,6	77,4
	Strongly Agree	14	22,6	22,6	100,0
	Total	62	100,0	100,0	

**factor4b**

		Frequency	Percent	Valid Percent	Cumulative Percent
Valid	Strongly Disagree	2	3,2	3,2	3,2
	Disagree	2	3,2	3,2	6,5
	Somewhat Disagree	7	11,3	11,3	17,7
	Neutral	6	9,7	9,7	27,4
	Somewhat Agree	13	21,0	21,0	48,4
	Agree	18	29,0	29,0	77,4
	Strongly Agree	14	22,6	22,6	100,0
	Total	62	100,0	100,0	

**factor5a**

		Frequency	Percent	Valid Percent	Cumulative Percent
Valid	Strongly Disagree	3	4,8	4,8	4,8
	Disagree	3	4,8	4,8	9,7
	Somewhat Disagree	3	4,8	4,8	14,5
	Neutral	7	11,3	11,3	25,8
	Somewhat Agree	16	25,8	25,8	51,6
	Agree	15	24,2	24,2	75,8
	Strongly Agree	15	24,2	24,2	100,0
	Total	62	100,0	100,0	

**factor5b**

		Frequency	Percent	Valid Percent	Cumulative Percent
Valid	Strongly Disagree	2	3,2	3,2	3,2
	Disagree	3	4,8	4,8	8,1
	Somewhat Disagree	4	6,5	6,5	14,5
	Neutral	10	16,1	16,1	30,6
	Somewhat Agree	11	17,7	17,7	48,4
	Agree	18	29,0	29,0	77,4
	Strongly Agree	14	22,6	22,6	100,0
	Total	62	100,0	100,0	

**factor5c**

		Frequency	Percent	Valid Percent	Cumulative Percent
Valid	Strongly Disagree	3	4,8	4,8	4,8
	Disagree	4	6,5	6,5	11,3
	Somewhat Disagree	5	8,1	8,1	19,4
	Neutral	3	4,8	4,8	24,2
	Somewhat Agree	11	17,7	17,7	41,9
	Agree	21	33,9	33,9	75,8
	Strongly Agree	15	24,2	24,2	100,0
	Total	62	100,0	100,0	

**factor5d**

		Frequency	Percent	Valid Percent	Cumulative Percent
Valid	Strongly Disagree	1	1,6	1,6	1,6
	Disagree	3	4,8	4,8	6,5
	Somewhat Disagree	1	1,6	1,6	8,1
	Neutral	8	12,9	12,9	21,0
	Somewhat Agree	7	11,3	11,3	32,3
	Agree	23	37,1	37,1	69,4
	Strongly Agree	19	30,6	30,6	100,0
	Total	62	100,0	100,0	

**factor5e**

		Frequency	Percent	Valid Percent	Cumulative Percent
Valid	Strongly Disagree	1	1,6	1,6	1,6
	Disagree	1	1,6	1,6	3,2
	Somewhat Disagree	5	8,1	8,1	11,3
	Neutral	6	9,7	9,7	21,0
	Somewhat Agree	9	14,5	14,5	35,5
	Agree	17	27,4	27,4	62,9
	Strongly Agree	23	37,1	37,1	100,0
	Total	62	100,0	100,0	

**factor5f**

		Frequency	Percent	Valid Percent	Cumulative Percent
Valid	Strongly Disagree	3	4,8	4,8	4,8
	Disagree	2	3,2	3,2	8,1
	Somewhat Disagree	2	3,2	3,2	11,3
	Neutral	6	9,7	9,7	21,0
	Somewhat Agree	16	25,8	25,8	46,8
	Agree	15	24,2	24,2	71,0
	Strongly Agree	18	29,0	29,0	100,0
	Total	62	100,0	100,0	

**factor5g**

		Frequency	Percent	Valid Percent	Cumulative Percent
Valid	Strongly Disagree	2	3,2	3,2	3,2
	Disagree	2	3,2	3,2	6,5
	Somewhat Disagree	2	3,2	3,2	9,7
	Neutral	5	8,1	8,1	17,7
	Somewhat Agree	16	25,8	25,8	43,5
	Agree	18	29,0	29,0	72,6
	Strongly Agree	17	27,4	27,4	100,0
	Total	62	100,0	100,0	

**factor6a**

		Frequency	Percent	Valid Percent	Cumulative Percent
Valid	Strongly Disagree	1	1,6	1,6	1,6
	Somewhat Disagree	3	4,8	4,9	6,6
	Neutral	5	8,1	8,2	14,8
	Somewhat Agree	9	14,5	14,8	29,5
	Agree	23	37,1	37,7	67,2
	Strongly Agree	20	32,3	32,8	100,0
	Total	61	98,4	100,0	
Missing	System	1	1,6		
Total		62	100,0		

**pm1**

		Frequency	Percent	Valid Percent	Cumulative Percent
Valid	Strongly Disagree	1	1,6	1,6	1,6
	Disagree	2	3,2	3,2	4,8
	Somewhat Disagree	1	1,6	1,6	6,5
	Neutral	5	8,1	8,1	14,5
	Somewhat Agree	11	17,7	17,7	32,3
	Agree	24	38,7	38,7	71,0
	Strongly Agree	18	29,0	29,0	100,0
	Total	62	100,0	100,0	



**pm2**

		Frequency	Percent	Valid Percent	Cumulative Percent
Valid	Strongly Disagree	2	3,2	3,2	3,2
	Disagree	7	11,3	11,3	14,5
	Somewhat Disagree	7	11,3	11,3	25,8
	Neutral	9	14,5	14,5	40,3
	Somewhat Agree	14	22,6	22,6	62,9
	Agree	14	22,6	22,6	85,5
	Strongly Agree	9	14,5	14,5	100,0
	Total	62	100,0	100,0	

**pm3**

		Frequency	Percent	Valid Percent	Cumulative Percent
Valid	Strongly Disagree	3	4,8	4,8	4,8
	Disagree	2	3,2	3,2	8,1
	Neutral	7	11,3	11,3	19,4
	Somewhat Agree	13	21,0	21,0	40,3
	Agree	23	37,1	37,1	77,4
	Strongly Agree	14	22,6	22,6	100,0
	Total	62	100,0	100,0	

**pm4**

		Frequency	Percent	Valid Percent	Cumulative Percent
Valid	Strongly Disagree	1	1,6	1,6	1,6
	Disagree	1	1,6	1,6	3,2
	Somewhat Disagree	2	3,2	3,2	6,5
	Neutral	6	9,7	9,7	16,1
	Somewhat Agree	7	11,3	11,3	27,4
	Agree	23	37,1	37,1	64,5
	Strongly Agree	22	35,5	35,5	100,0
	Total	62	100,0	100,0	

**pm5**

		Frequency	Percent	Valid Percent	Cumulative Percent
Valid	Strongly Disagree	4	6,5	6,5	6,5
	Disagree	2	3,2	3,2	9,7
	Somewhat Disagree	5	8,1	8,1	17,7
	Neutral	6	9,7	9,7	27,4
	Somewhat Agree	9	14,5	14,5	41,9
	Agree	22	35,5	35,5	77,4
	Strongly Agree	14	22,6	22,6	100,0
	Total	62	100,0	100,0	

**pm6**

		Frequency	Percent	Valid Percent	Cumulative Percent
Valid	Strongly Disagree	23	37,1	37,1	37,1
	Disagree	15	24,2	24,2	61,3
	Somewhat Disagree	2	3,2	3,2	64,5
	Neutral	9	14,5	14,5	79,0
	Somewhat Agree	6	9,7	9,7	88,7
	Agree	4	6,5	6,5	95,2
	Strongly Agree	3	4,8	4,8	100,0
	Total	62	100,0	100,0	

**pm7**

		Frequency	Percent	Valid Percent	Cumulative Percent
Valid	Strongly Disagree	2	3,2	3,2	3,2
	Disagree	3	4,8	4,8	8,1
	Somewhat Disagree	2	3,2	3,2	11,3
	Neutral	4	6,5	6,5	17,7
	Somewhat Agree	13	21,0	21,0	38,7
	Agree	22	35,5	35,5	74,2
	Strongly Agree	16	25,8	25,8	100,0
	Total	62	100,0	100,0	

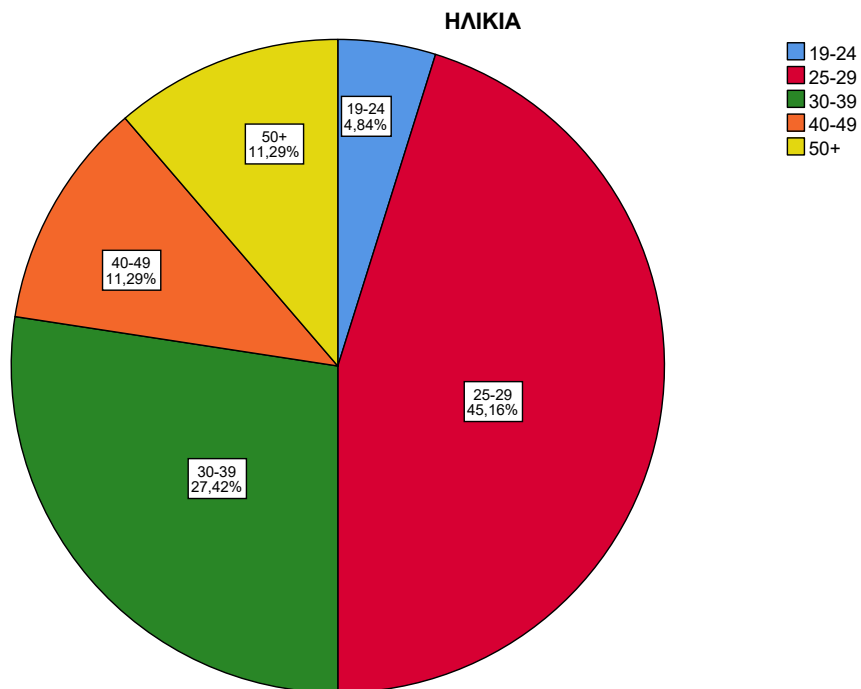
**pm8**

		Frequency	Percent	Valid Percent	Cumulative Percent
Valid	Strongly Disagree	28	45,2	45,2	45,2
	Disagree	12	19,4	19,4	64,5
	Somewhat Disagree	5	8,1	8,1	72,6
	Neutral	7	11,3	11,3	83,9
	Somewhat Agree	6	9,7	9,7	93,5
	Agree	3	4,8	4,8	98,4
	Strongly Agree	1	1,6	1,6	100,0
	Total	62	100,0	100,0	

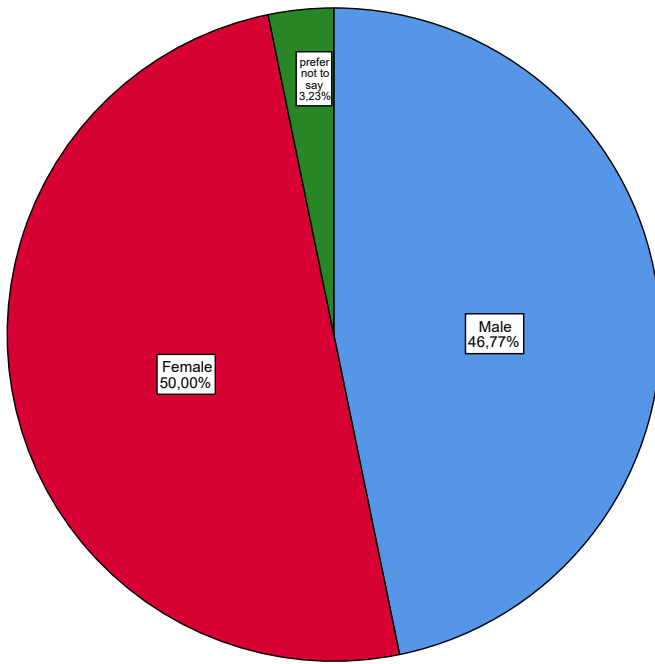
**pm9**

		Frequency	Percent	Valid Percent	Cumulative Percent
Valid	Strongly Disagree	1	1,6	1,6	1,6
	Disagree	1	1,6	1,6	3,2
	Neutral	8	12,9	12,9	16,1
	Somewhat Agree	11	17,7	17,7	33,9
	Agree	23	37,1	37,1	71,0
	Strongly Agree	18	29,0	29,0	100,0
	Total	62	100,0	100,0	

**Pie Chart**

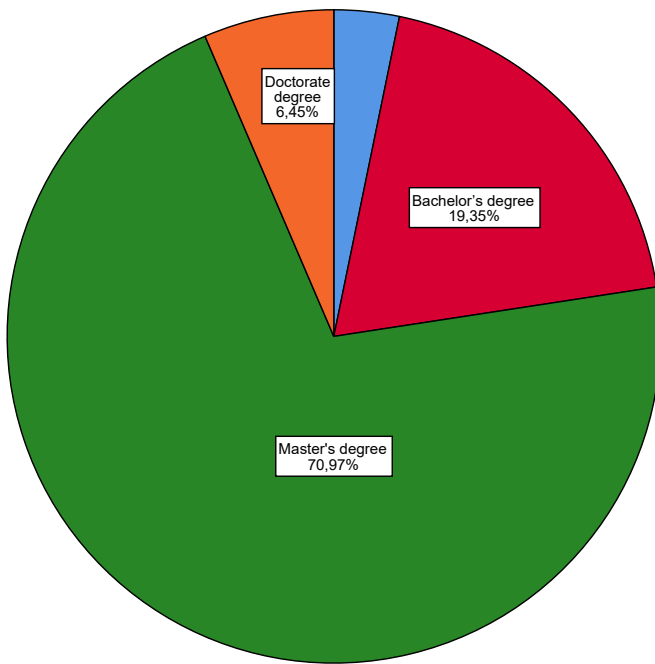


### ΦΥΛΛΟ



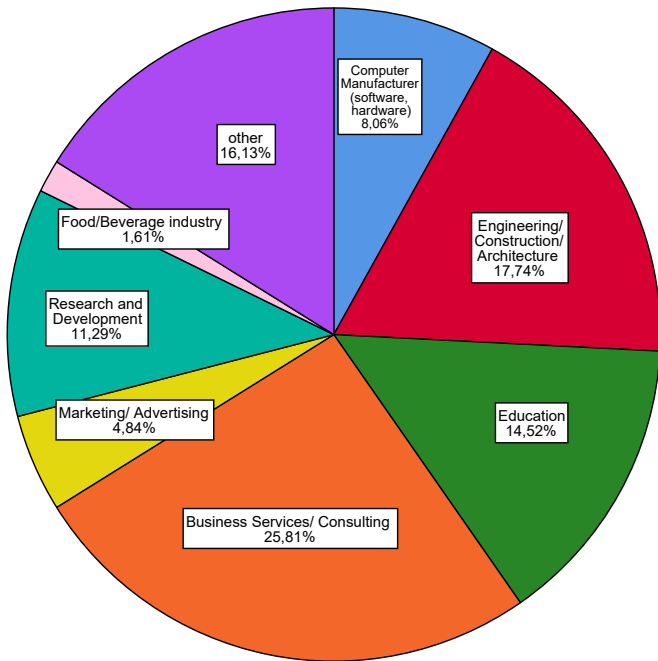
- Male
- Female
- prefer not to say

### ΕΚΠΑΙΔΕΥΣΗ



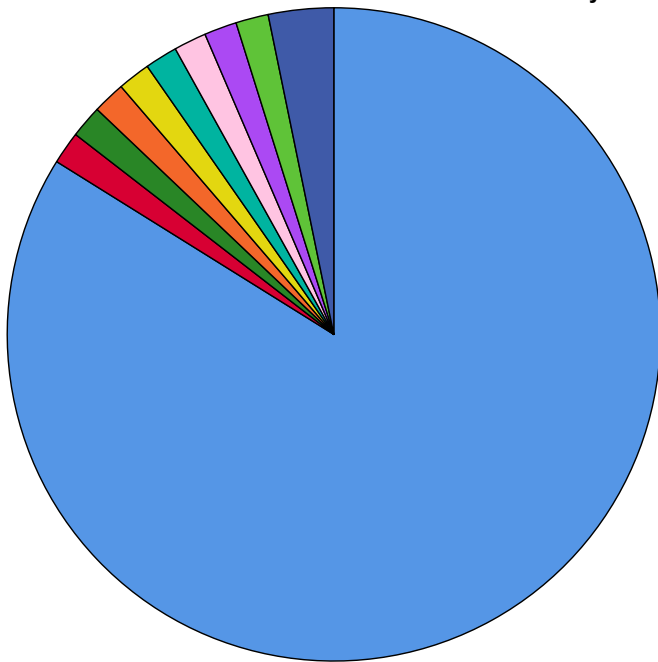
- Technical training
- Bachelor's degree
- Master's degree
- Doctorate degree

**ΕΠΙΧΕΙΡΗΜΑΤΙΚΗ ΔΡΑΣΤΗΡΙΟΤΗΤΑ**



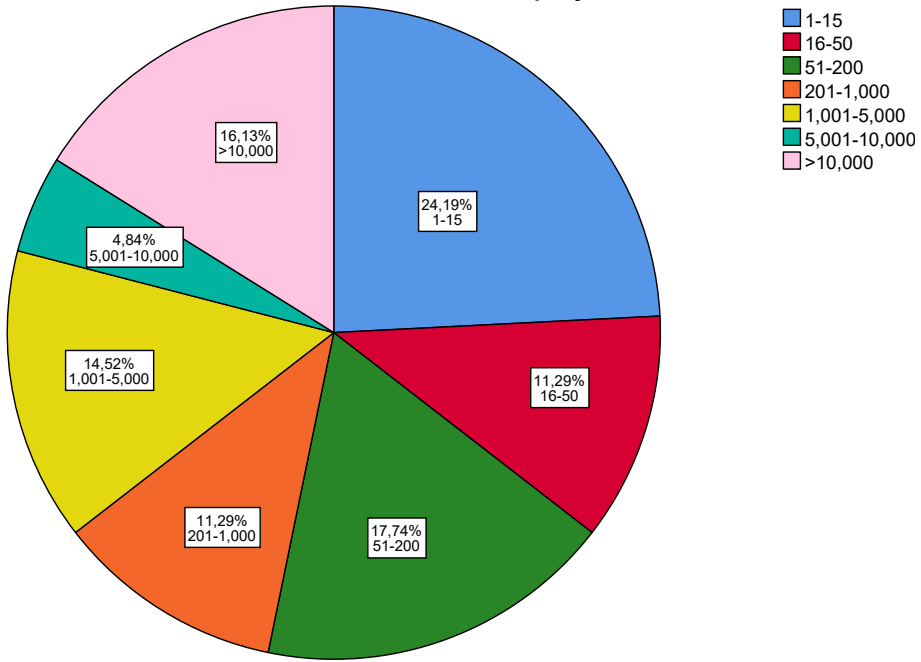
- Computer Manufacturer (software, hardware)
- Engineering/ Construction/ Architecture
- Education
- Business Services/ Consulting
- Marketing/ Advertising
- Research and Development
- Food/Beverage industry
- other

**other business activity**

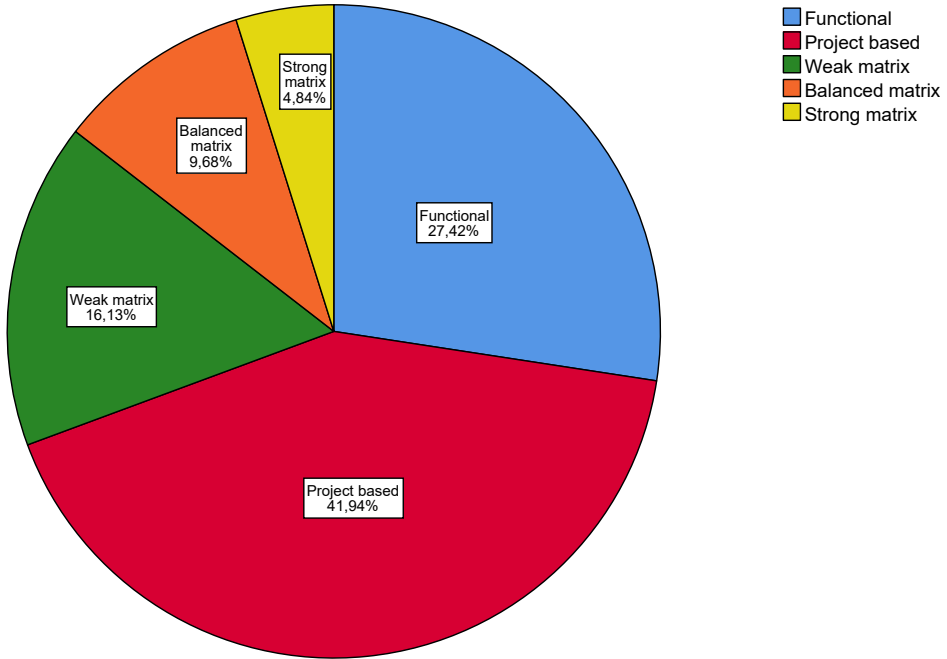


- data collection
- Digital Agency
- Finance
- Government
- International relations
- NGO
- Power Utilities
- Publishing
- Telecommunications

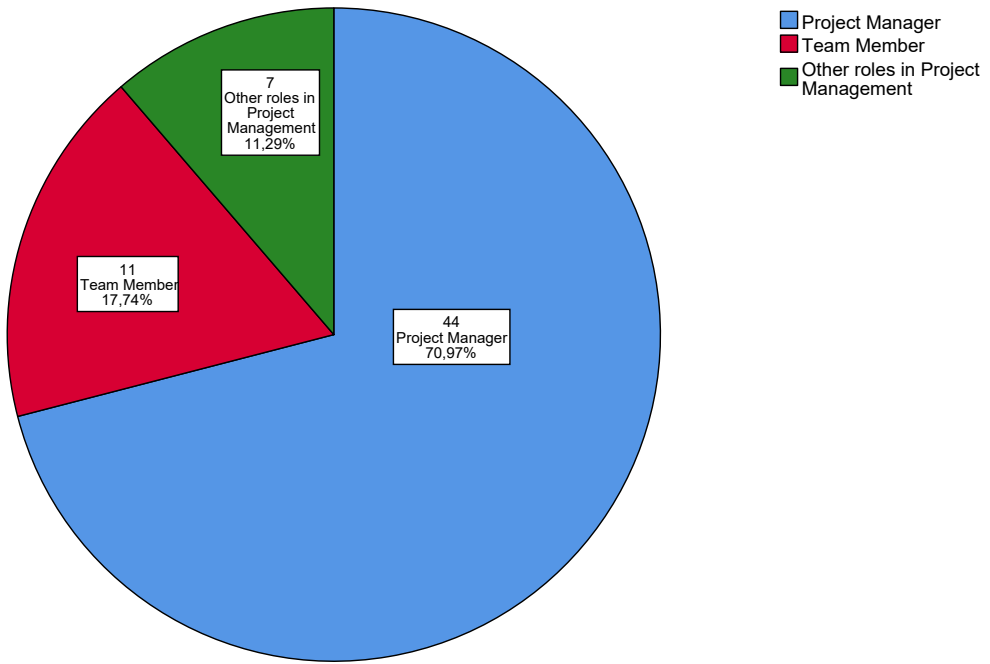
size of the company



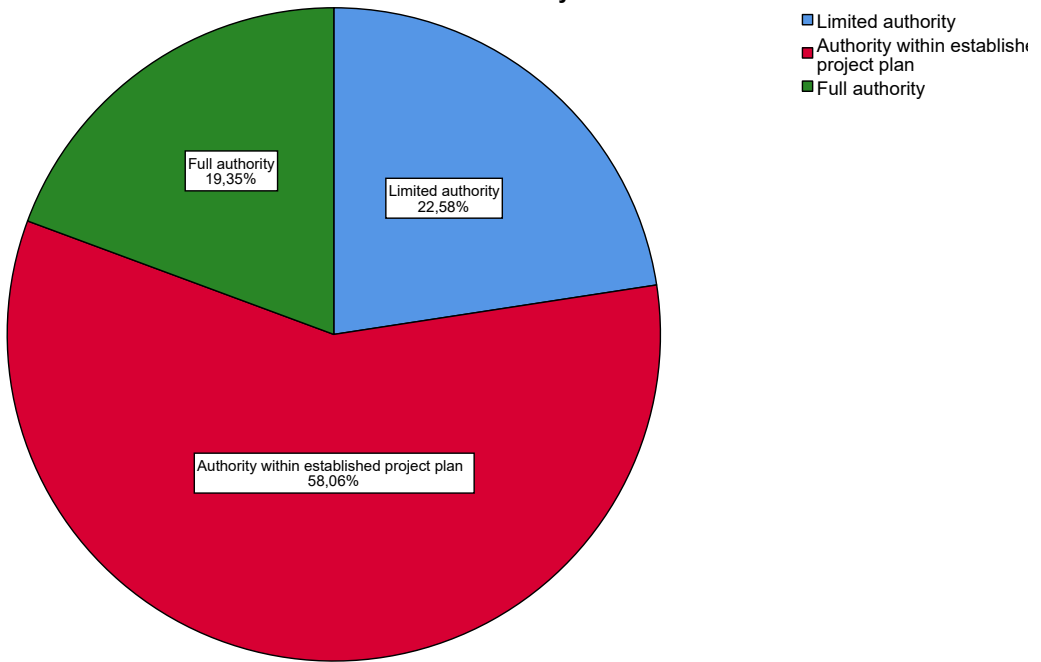
organization structure



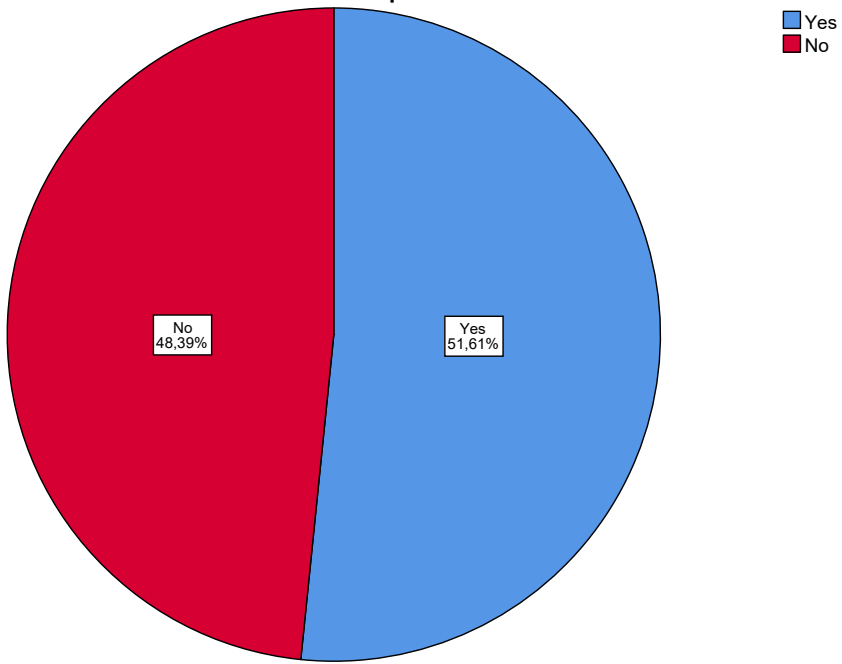
role



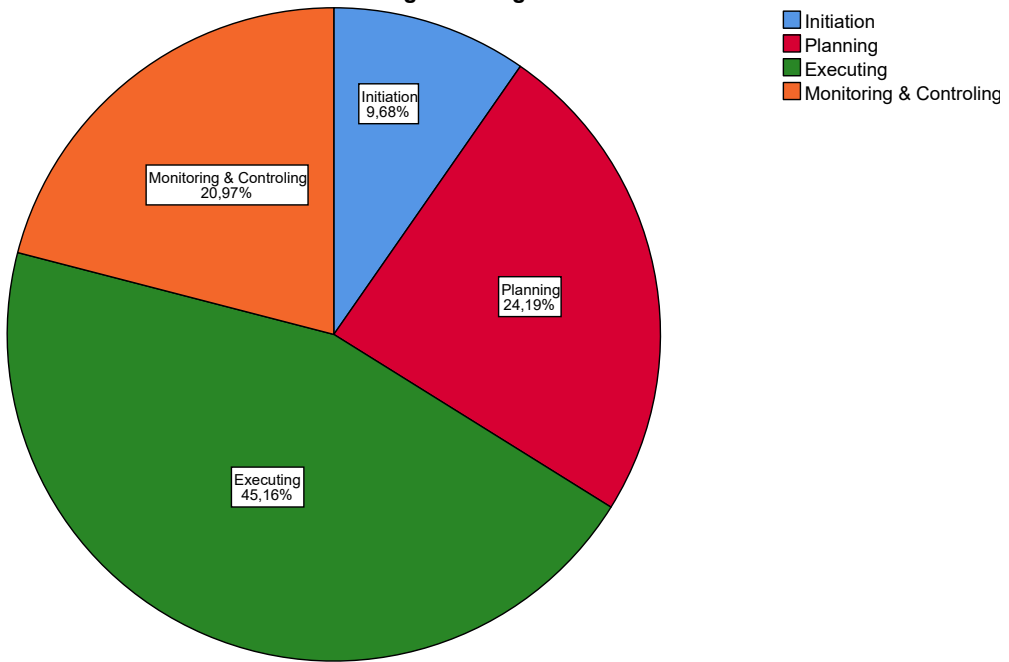
level of authority



professional title

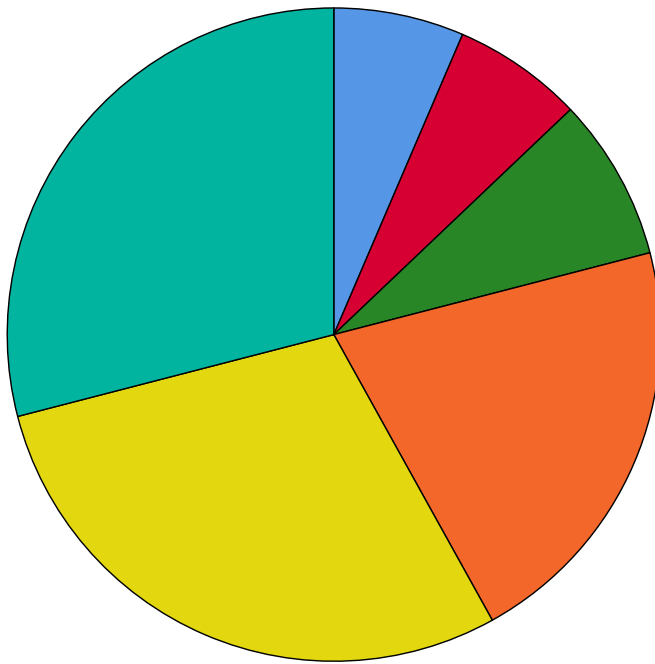


stage of recognition



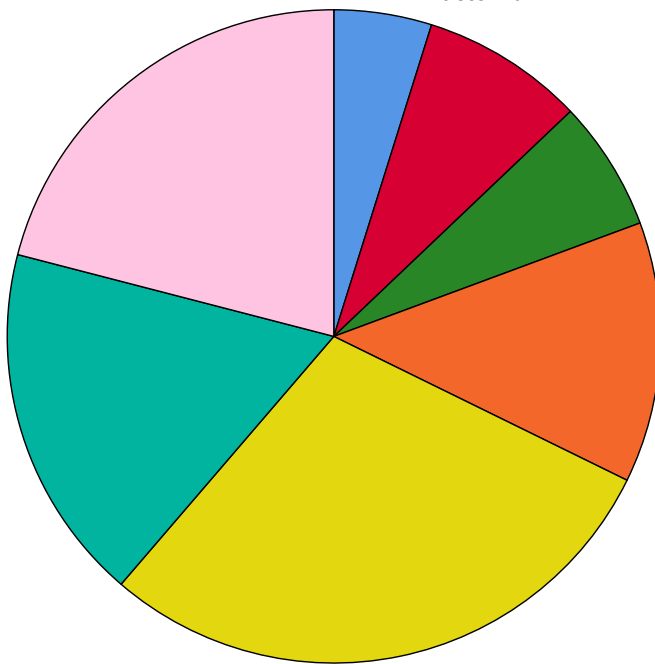


**factor1a**

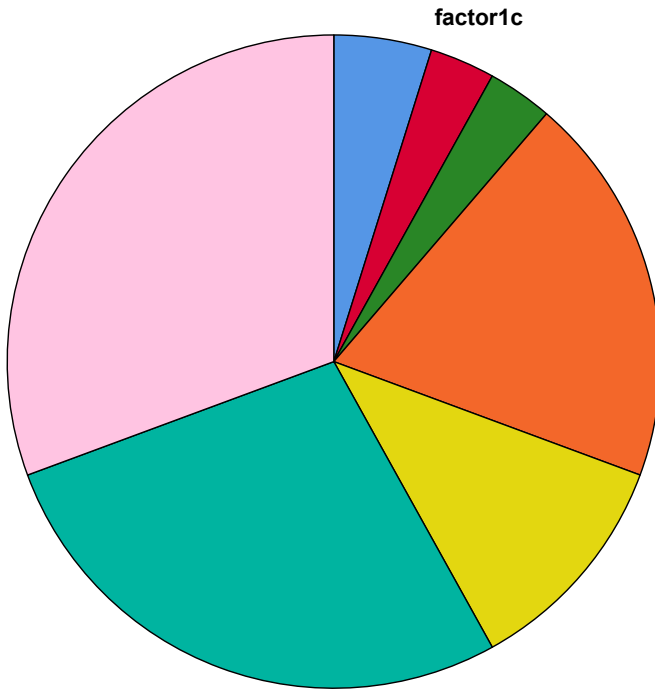


- Disagree
- Somewhat Disagree
- Neutral
- Somewhat Agree
- Agree
- Strongly Agree

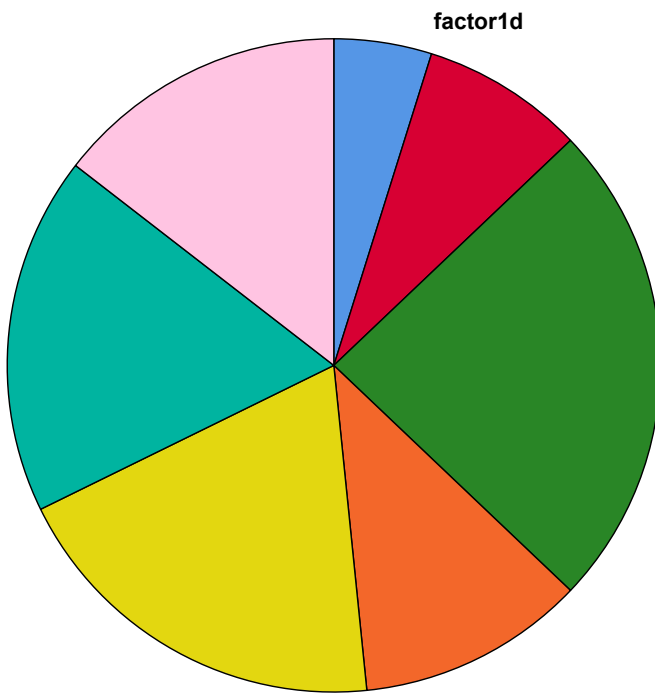
**factor1b**



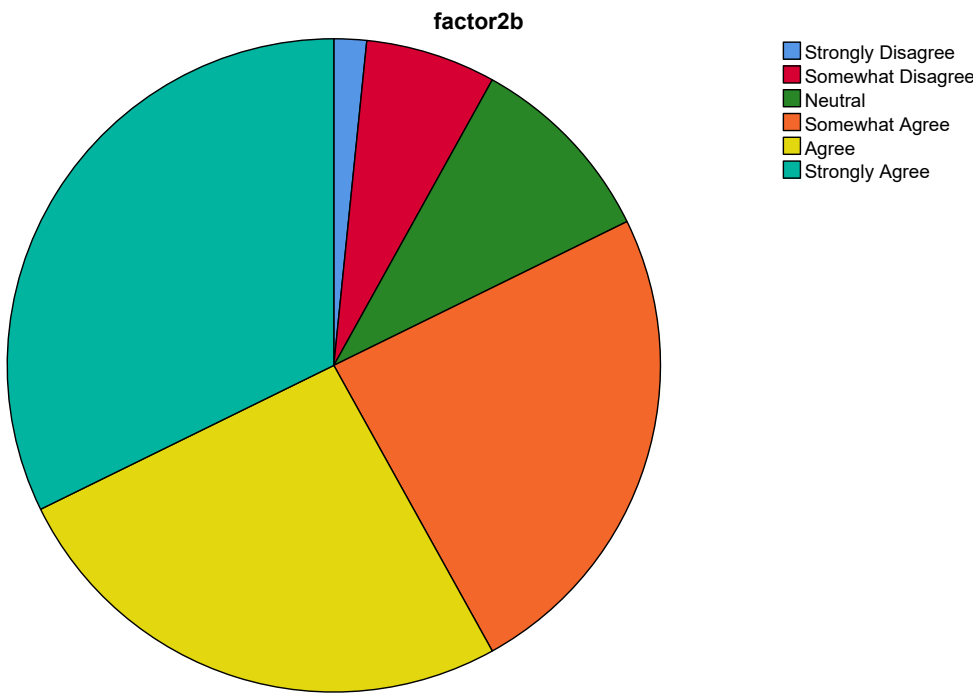
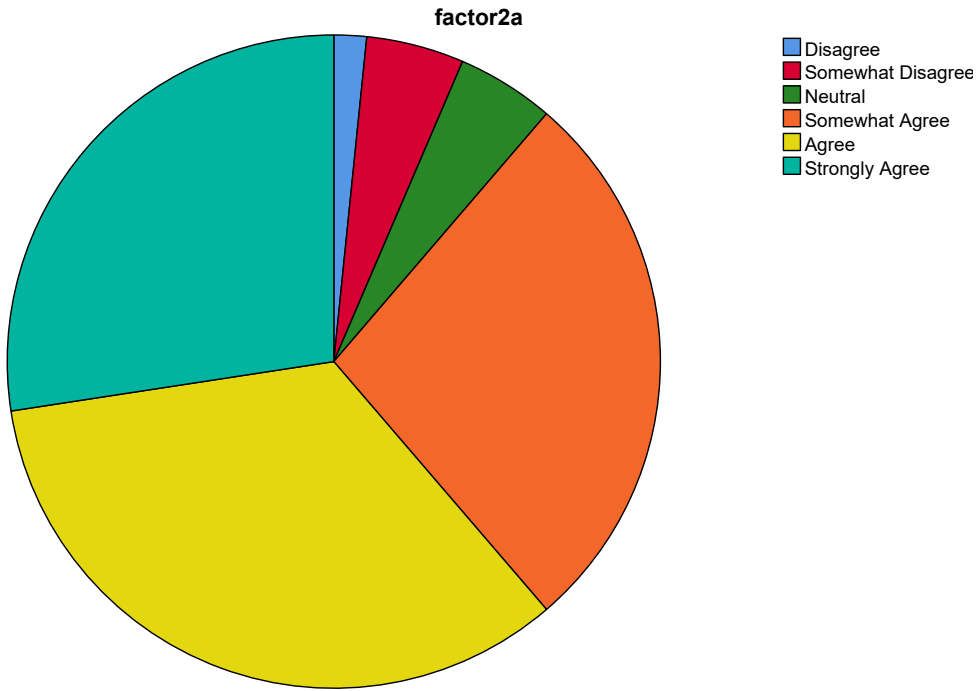
- Strongly Disagree
- Disagree
- Somewhat Disagree
- Neutral
- Somewhat Agree
- Agree
- Strongly Agree



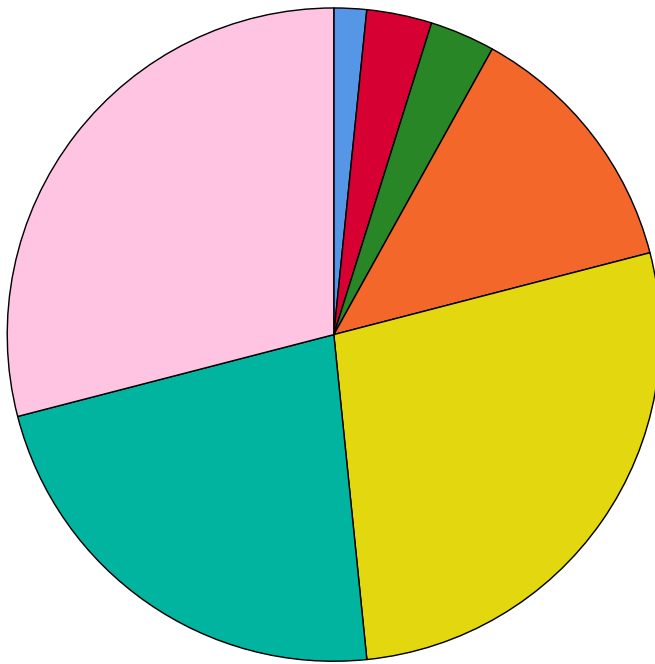
- Strongly Disagree
- Disagree
- Somewhat Disagree
- Neutral
- Somewhat Agree
- Agree
- Strongly Agree



- Strongly Disagree
- Disagree
- Somewhat Disagree
- Neutral
- Somewhat Agree
- Agree
- Strongly Agree

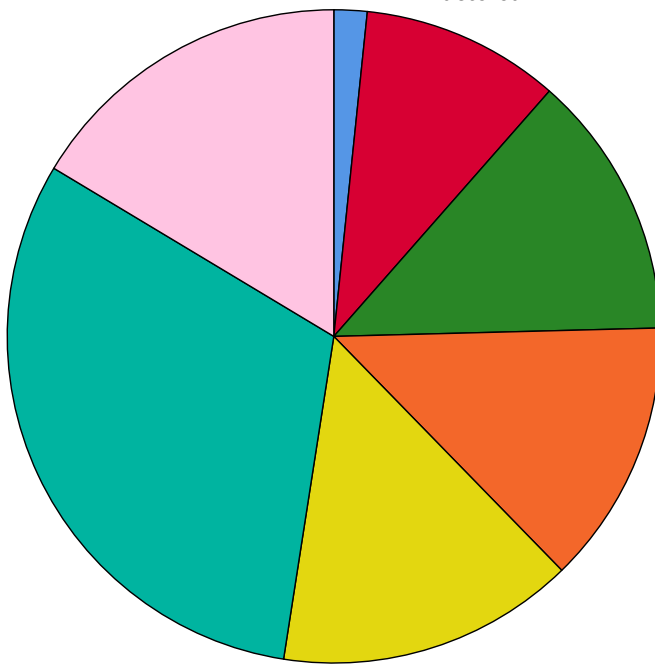


**factor2c**



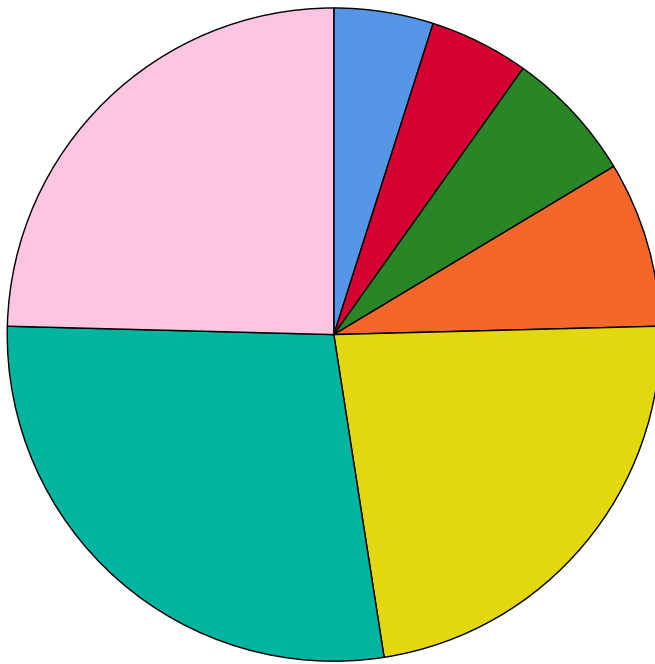
- Strongly Disagree
- Disagree
- Somewhat Disagree
- Neutral
- Somewhat Agree
- Agree
- Strongly Agree

**factor3a**



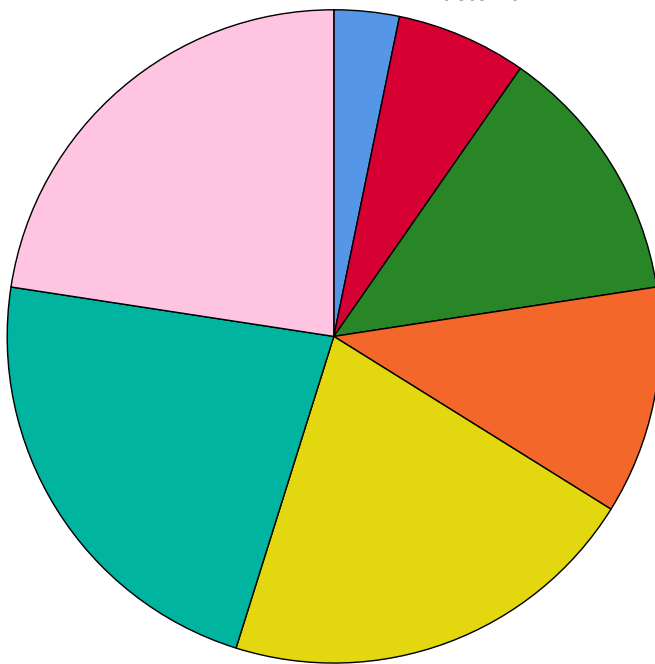
- Strongly Disagree
- Disagree
- Somewhat Disagree
- Neutral
- Somewhat Agree
- Agree
- Strongly Agree

**factor3b**



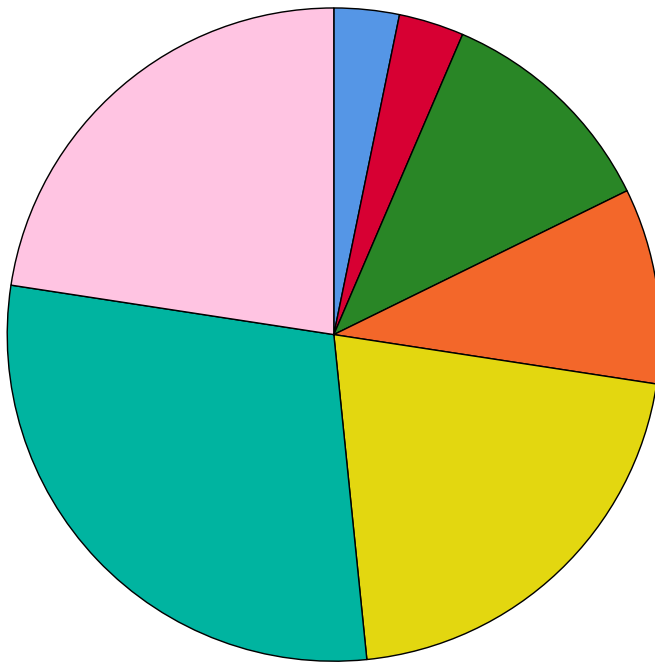
- Strongly Disagree
- Disagree
- Somewhat Disagree
- Neutral
- Somewhat Agree
- Agree
- Strongly Agree

**factor4a**



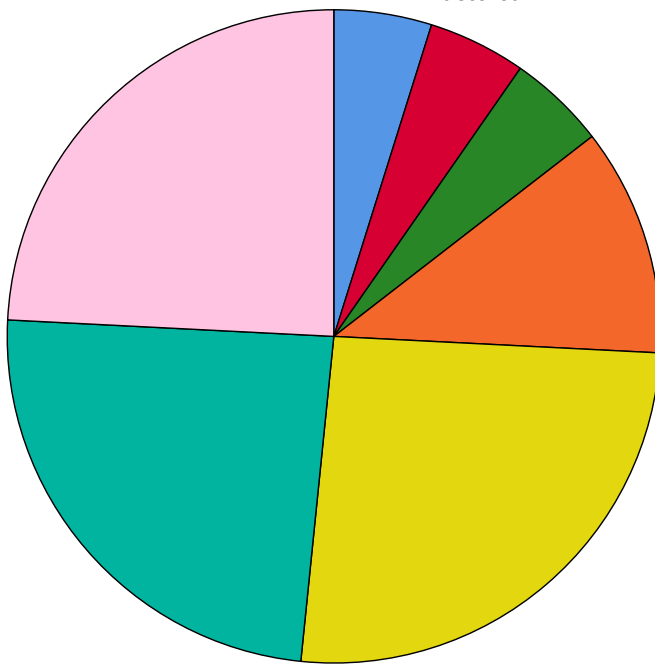
- Strongly Disagree
- Disagree
- Somewhat Disagree
- Neutral
- Somewhat Agree
- Agree
- Strongly Agree

**factor4b**



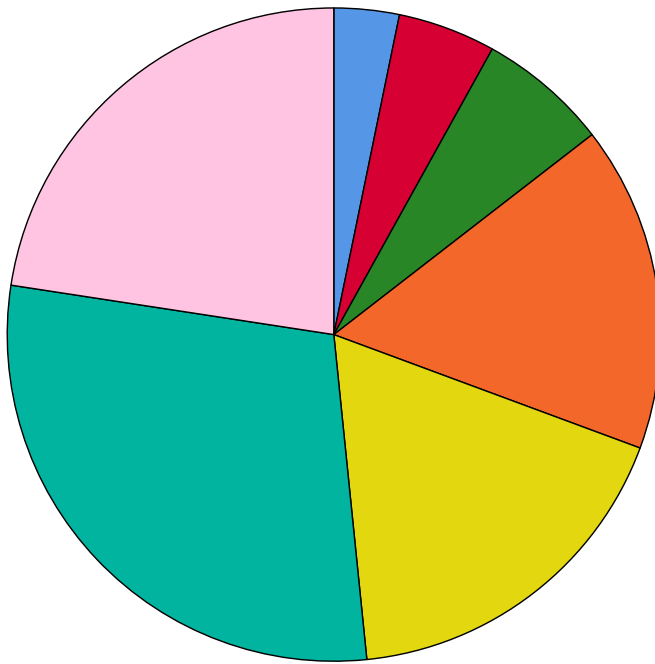
- Strongly Disagree
- Disagree
- Somewhat Disagree
- Neutral
- Somewhat Agree
- Agree
- Strongly Agree

**factor5a**



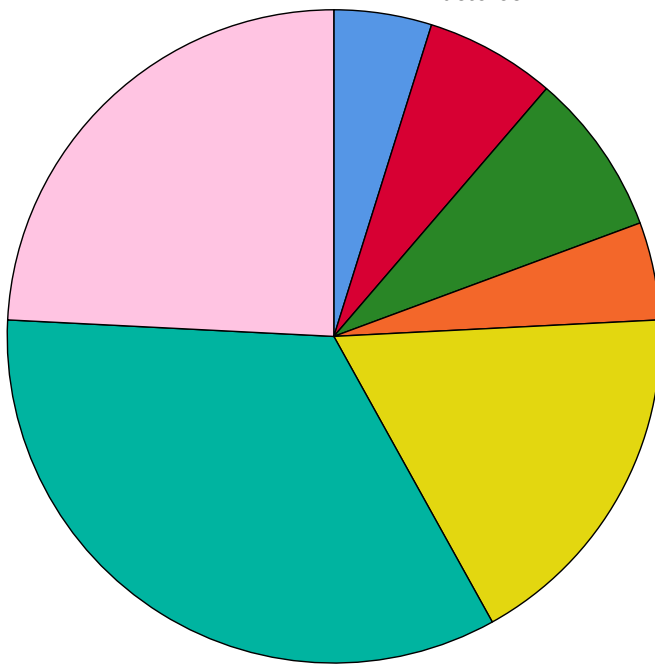
- Strongly Disagree
- Disagree
- Somewhat Disagree
- Neutral
- Somewhat Agree
- Agree
- Strongly Agree

**factor5b**

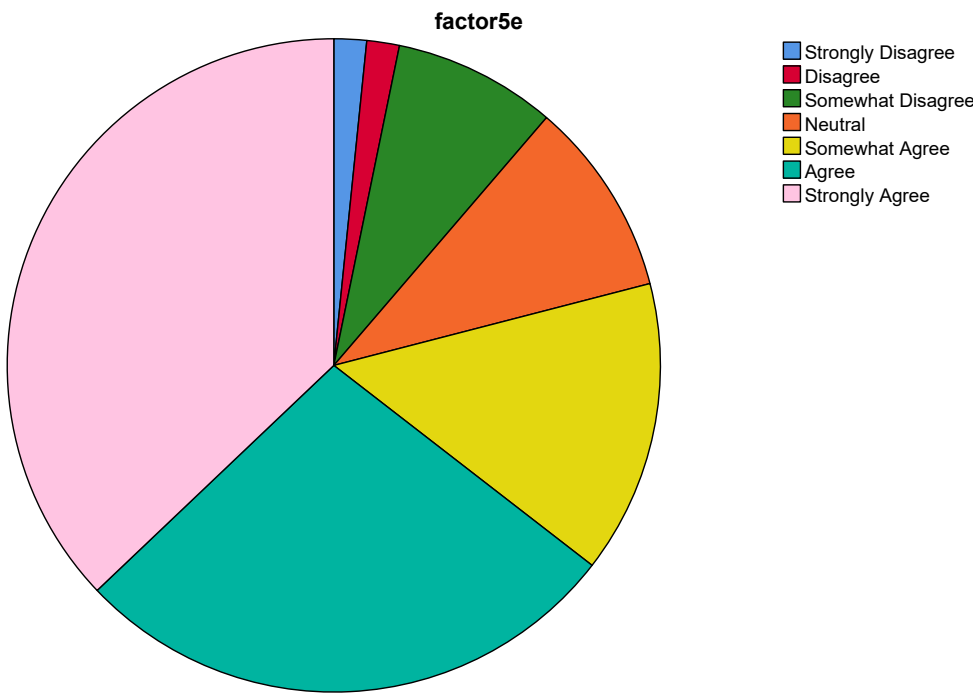
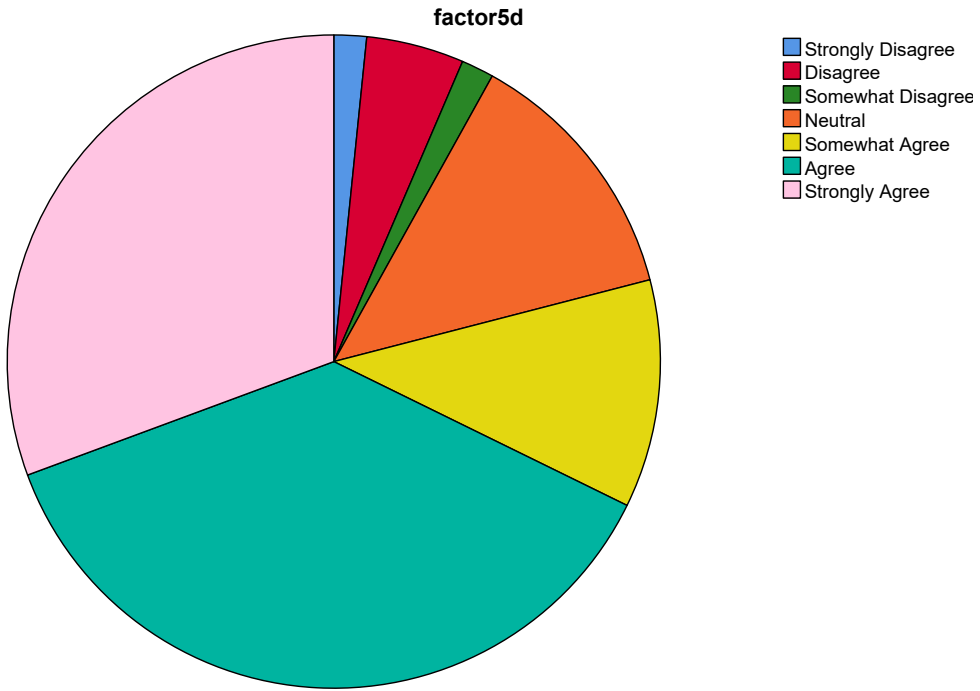


- Strongly Disagree
- Disagree
- Somewhat Disagree
- Neutral
- Somewhat Agree
- Agree
- Strongly Agree

**factor5c**

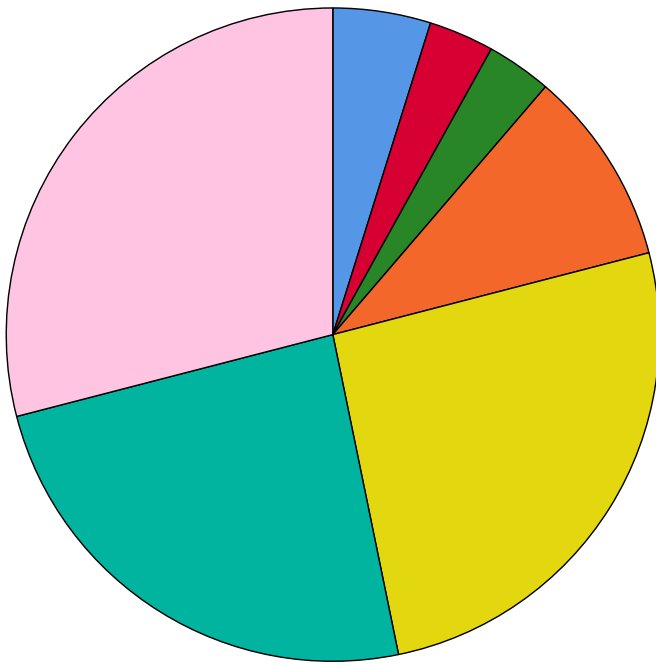


- Strongly Disagree
- Disagree
- Somewhat Disagree
- Neutral
- Somewhat Agree
- Agree
- Strongly Agree



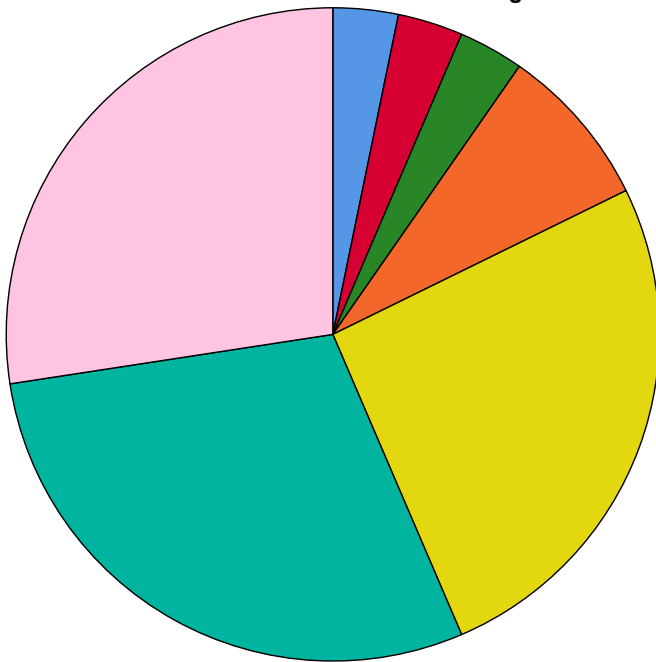


factor5f



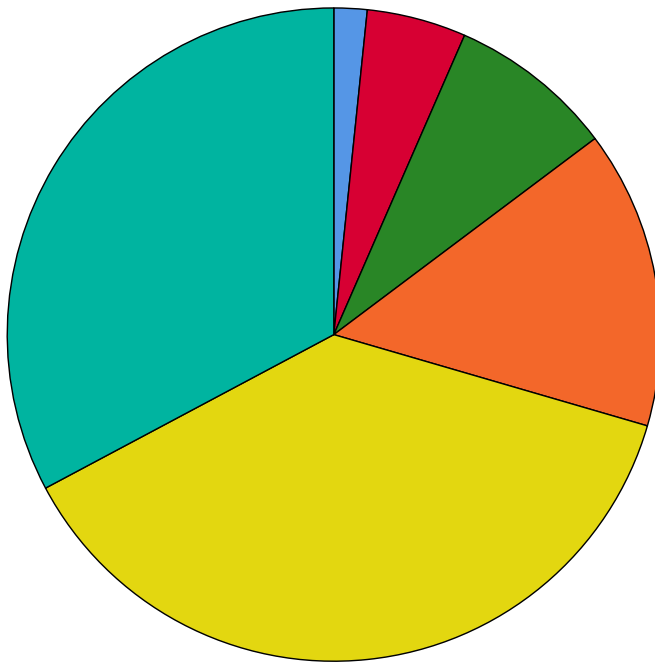
- Strongly Disagree
- Disagree
- Somewhat Disagree
- Neutral
- Somewhat Agree
- Agree
- Strongly Agree

factor5g



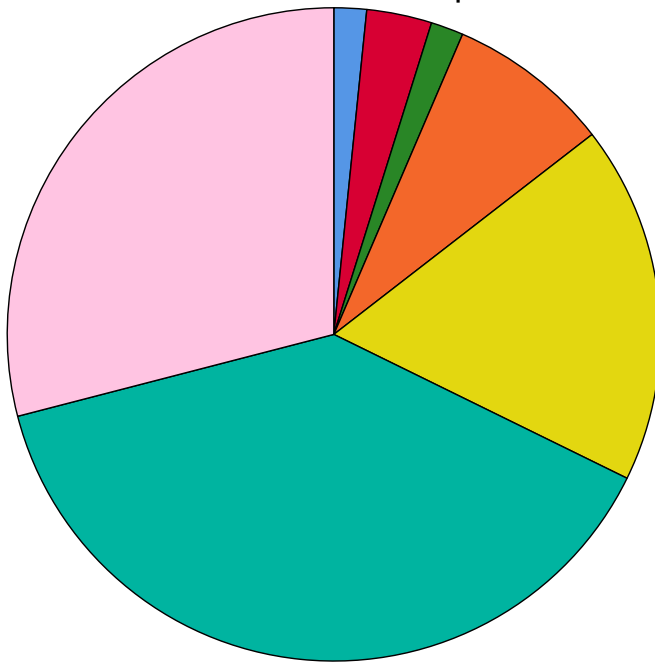
- Strongly Disagree
- Disagree
- Somewhat Disagree
- Neutral
- Somewhat Agree
- Agree
- Strongly Agree

**factor6a**



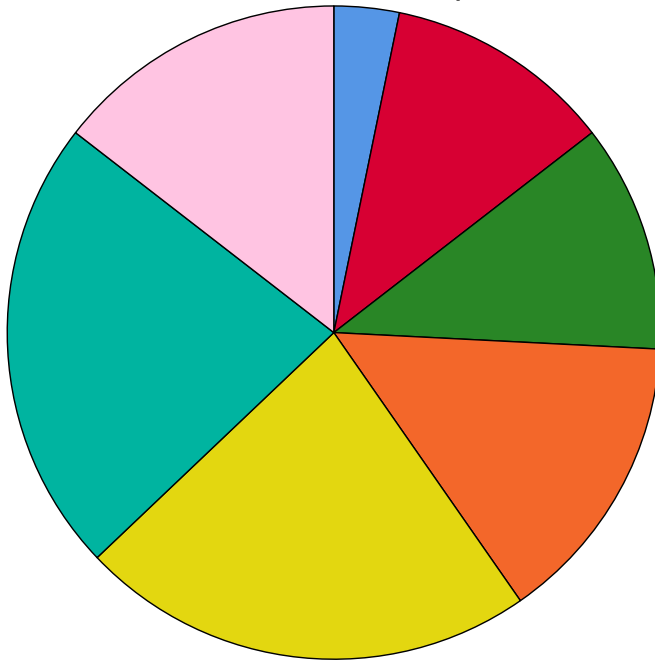
- Strongly Disagree
- Somewhat Disagree
- Neutral
- Somewhat Agree
- Agree
- Strongly Agree

**pm1**



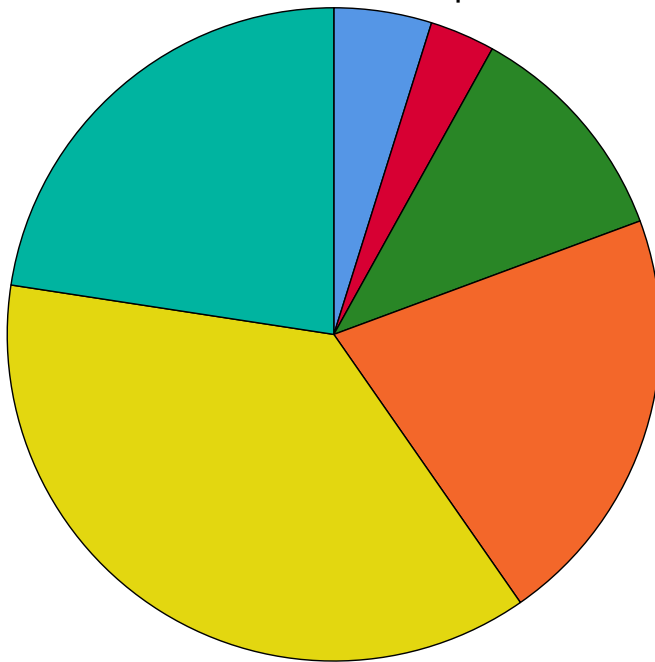
- Strongly Disagree
- Disagree
- Somewhat Disagree
- Neutral
- Somewhat Agree
- Agree
- Strongly Agree

pm2

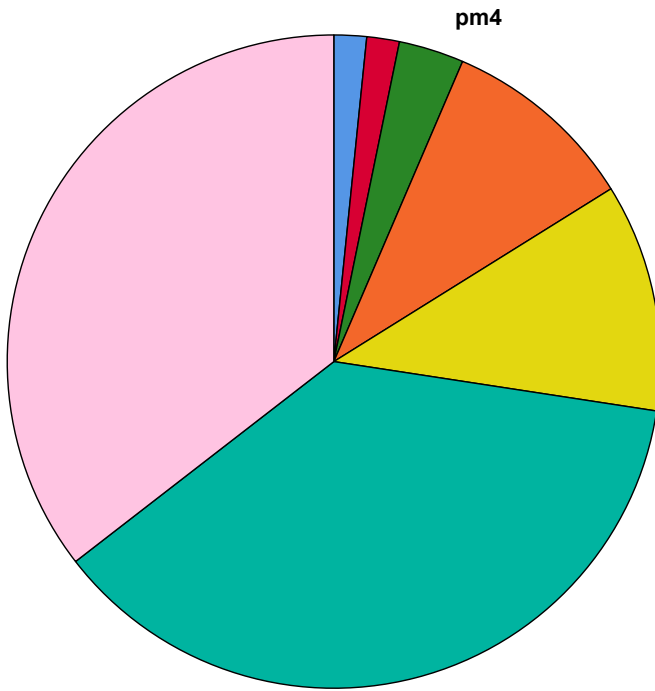


- Strongly Disagree
- Disagree
- Somewhat Disagree
- Neutral
- Somewhat Agree
- Agree
- Strongly Agree

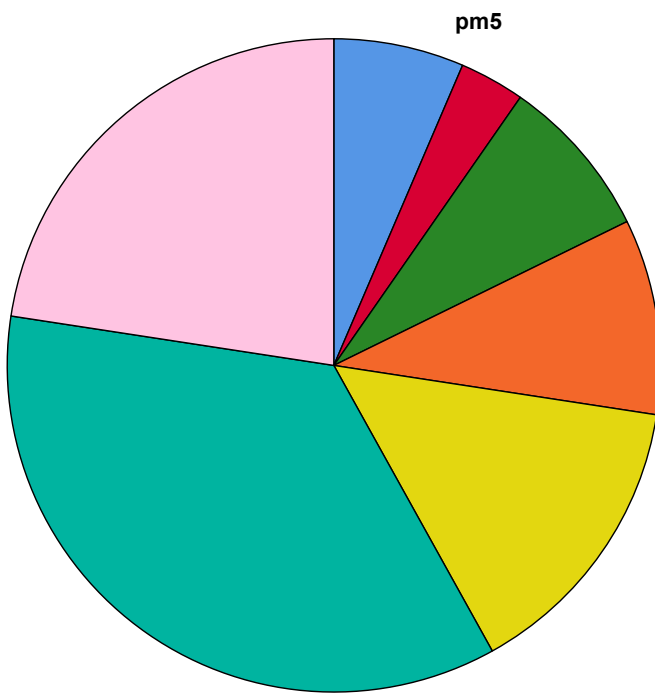
pm3



- Strongly Disagree
- Disagree
- Neutral
- Somewhat Agree
- Agree
- Strongly Agree

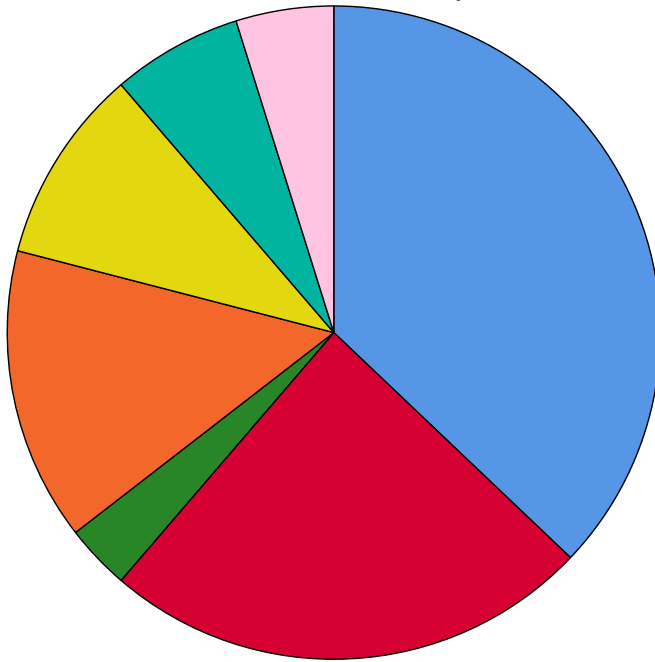


- Strongly Disagree
- Disagree
- Somewhat Disagree
- Neutral
- Somewhat Agree
- Agree
- Strongly Agree



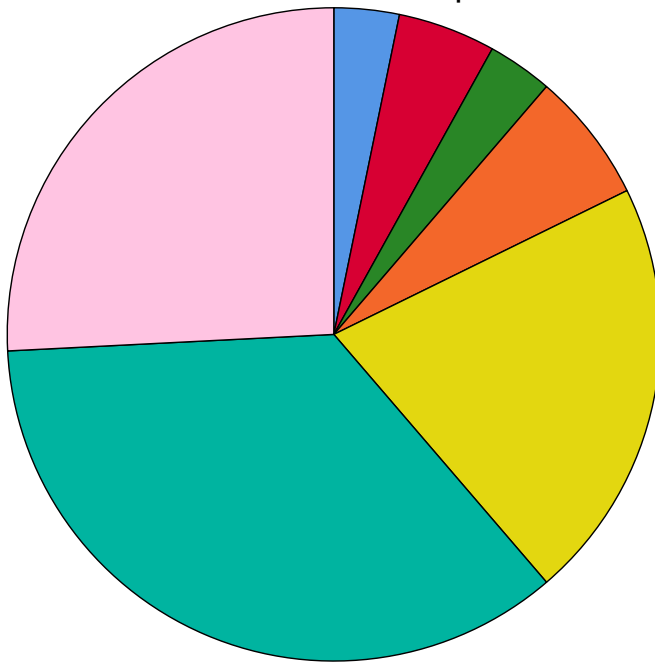
- Strongly Disagree
- Disagree
- Somewhat Disagree
- Neutral
- Somewhat Agree
- Agree
- Strongly Agree

pm6



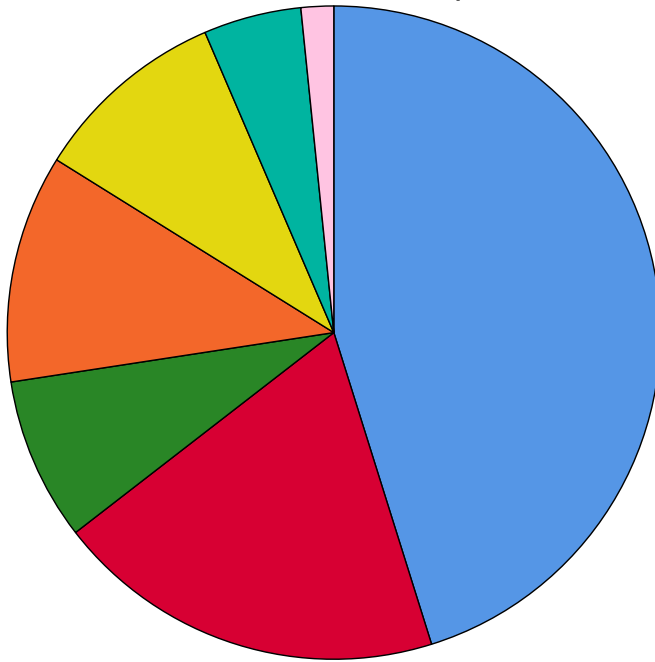
- Strongly Disagree
- Disagree
- Somewhat Disagree
- Neutral
- Somewhat Agree
- Agree
- Strongly Agree

pm7



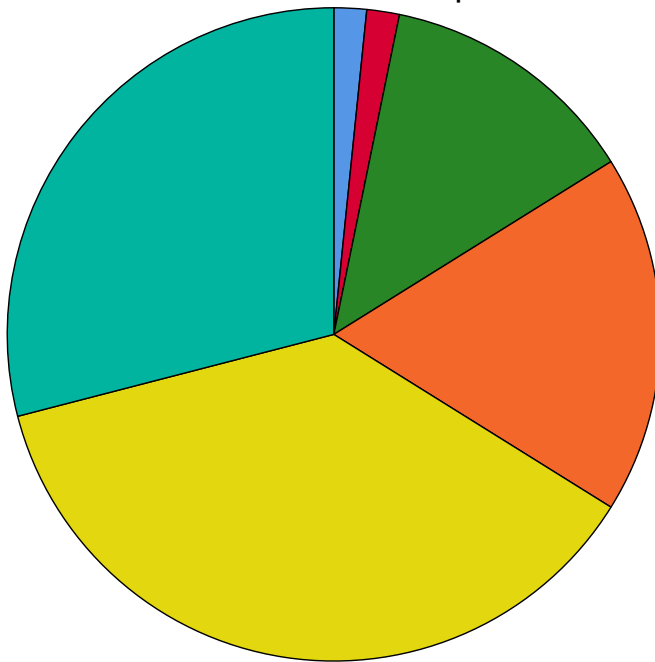
- Strongly Disagree
- Disagree
- Somewhat Disagree
- Neutral
- Somewhat Agree
- Agree
- Strongly Agree

pm8



- Strongly Disagree
- Disagree
- Somewhat Disagree
- Neutral
- Somewhat Agree
- Agree
- Strongly Agree

pm9



- Strongly Disagree
- Disagree
- Neutral
- Somewhat Agree
- Agree
- Strongly Agree